

PERSPECTIVE

2  
2AL HCUB

**2CH AL HORIZONTAL CLADDING U-BRACKET**

RESYSTA PROFILE WITH ALUMINUM INSERT (RESGC11223412)



**NOTE**  
THIS DRAWING AS AN INSTRUMENT OF SERVICE, IS THE PROPERTY OF RESYSTA AND AS SUCH MUST NOT BE REPRODUCED OR COPIED IN PART OR IN WHOLE WITHOUT THE PERMISSION OF THE AUTHOR.

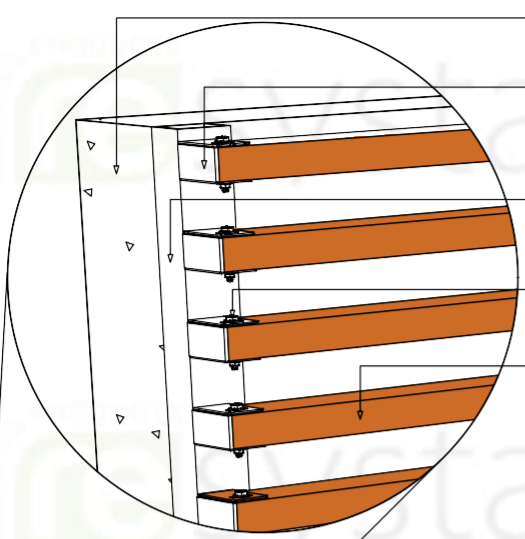
TITLE
2CH AL - U Bracket HORIZONTAL CLADDING DETAIL

SPECIFICATION
TYPICAL DRAWING DETAIL
CAD BY: C.RE
CHECKED BY:

SHEET CONTENT
PERSPECTIVE
TOP VIEW
FRONT ELEVATION
SIDE ELEVATION
MULTI-BOARD SIDE ELEVATION


SHEET SIZE	DRAWING NO.	CONTINENT
A3	2AL-HCUB-2.1	RESYSTA USA
DATE: 27.02.23	REVISION: 0	

RESYSTA  
USA



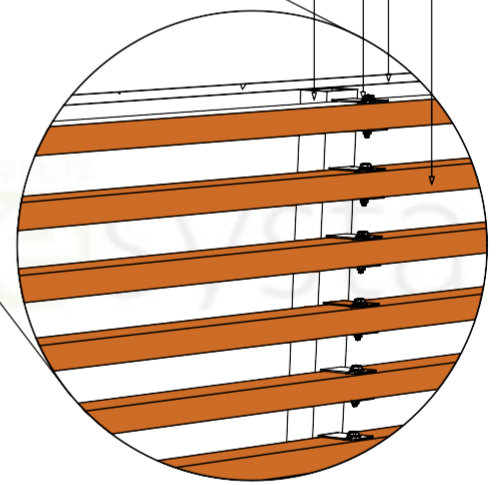
- EXISTING WALL
- RESCAP0206Cxx Hollow Cap
- SUBSTRUCTURE BY OTHERS
- RESUB112234 Aluminum U-Bracket with Bolt, washer and nut
- RESGCI11223412 Cladding (2CH)

**DETAIL - 2.0**  
MIDDLE PART



**PERSPECTIVE**

- RESGCI11223412 Cladding (2CH)
- EXISTING WALL
- RESUB112234 Aluminum U-Bracket with Bolt, washer and nut
- SUBSTRUCTURE BY OTHERS



**DETAIL - 1.0**  
END PART

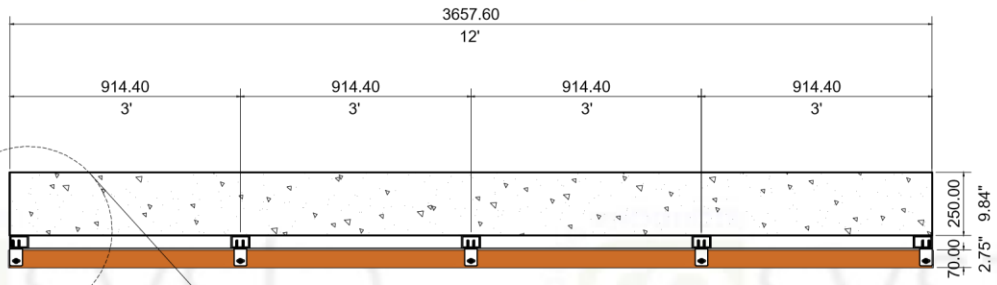
**SUB-DETAIL**  
2AL HCUB 2.2  
N.T.S

DIMENSION LEGEND	
Millimeter (mm)	Inches (") / Foot (')

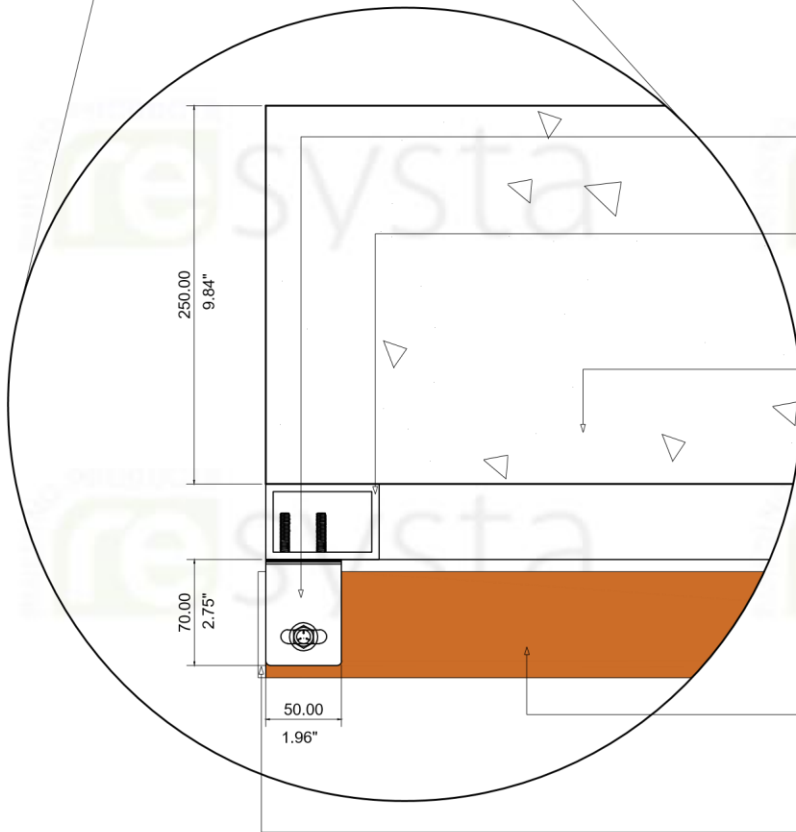


**NOTE**  
THIS DRAWING AS AN INSTRUMENT OF SERVICE, IS THE PROPERTY OF RESYSTA AND AS SUCH MUST NOT BE REPRODUCED OR COPIED IN PART OR IN WHOLE WITHOUT THE PERMISSION OF THE AUTHOR.

TITLE	SHEET CONTENT	CONTINENT
2CH AL - U BRACKET HORIZONTAL CLADDING SUB-DETAIL	PERSPECTIVE	RESYSTA USA
	DETAIL -1.0	
	DETAIL -2.0	
SPECIFICATION	DRAWING NO.	DATE
TYPICAL DRAWING DETAIL	2AL-HCUB-2.2	27.02.23
	CAD BY:	CHECKED BY:
	C.R.E	



TOP VIEW



RESUB112234 Aluminum U-Bracket with Bolt, washer and nut

SUBSTRUCTURE BY OTHERS

EXISTING WALL

RESGC11223412 Cladding (2CH)

RESCAP0206Cxx Hollow Cap

DETAIL - 3.0

**SUB-DETAIL**  
2AL HCUB 2.3

N.T.S

DIMENSION LEGEND	
Millimeter (mm)	
Inches (") / Foot (')	



**NOTE**  
THIS DRAWING AS AN INSTRUMENT OF SERVICE, IS THE PROPERTY OF RESYSTA AND AS SUCH MUST NOT BE REPRODUCED OR COPIED IN PART OR IN WHOLE WITHOUT THE PERMISSION OF THE AUTHOR.

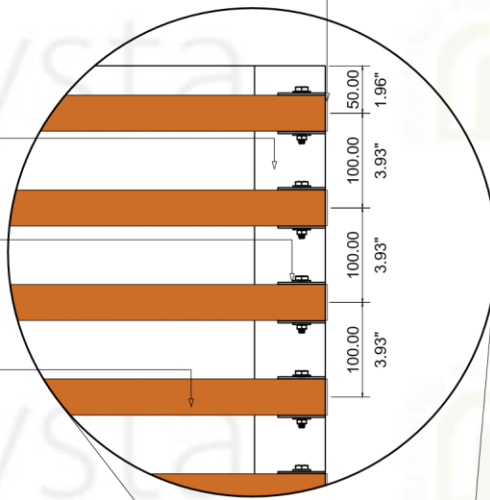
TITLE	SHEET CONTENT	CONTINENT
2CH AL - U BRACKET HORIZONTAL CLADDING SUB-DETAIL	TOP VIEW	RESYSTA USA
	DETAIL -3.0	
SPECIFICATION	DRAWING NO.	DATE
TYPICAL DRAWING DETAIL	2AL-HCUB-2.3	27.02.23
	CAD BY:	CHECKED BY:
	C.R.E	

RESCAP0206Cxx  
Hollow Cap

SUBSTRUCTURE BY  
OTHERS

RESUB112234 Aluminum  
U-Bracket with Bolt,  
washer and nut

RESGCI11223412  
Cladding (2CH)

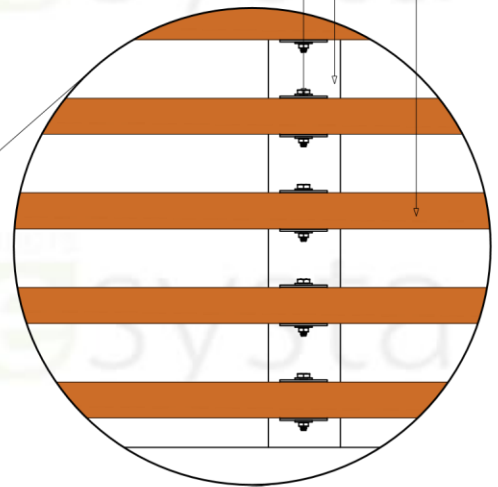


DETAIL - 4.0

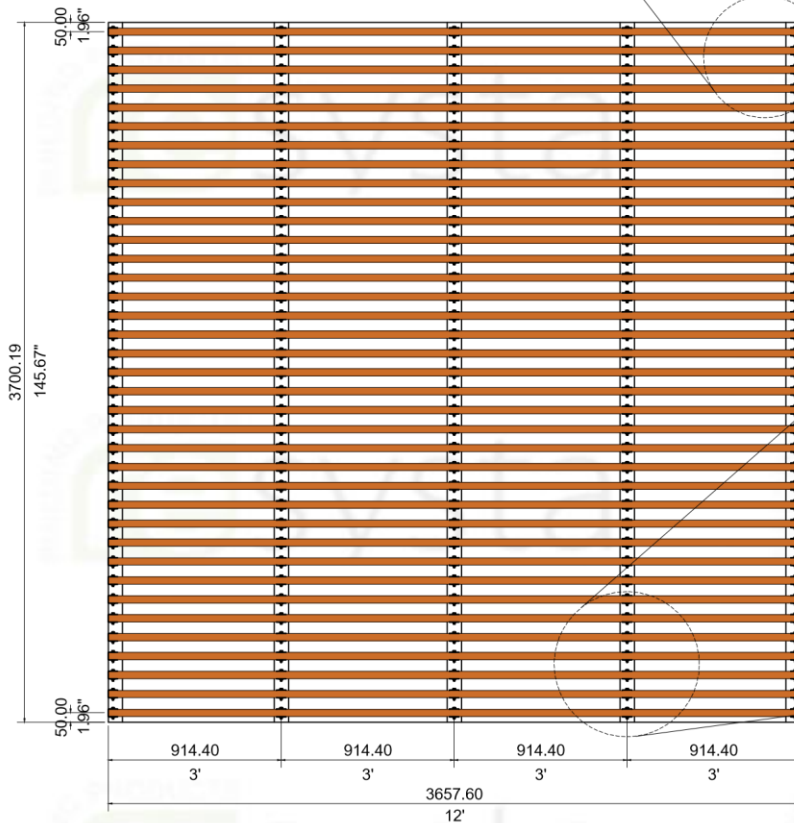
RESGCI11223412  
Cladding (2CH)

SUBSTRUCTURE BY  
OTHERS

RESUB112234 Aluminum  
U-Bracket with Bolt,  
washer and nut



DETAIL - 5.0



FRONT ELEVATION

SUB-DETAIL  
2AL HCUB 2.4

N.T.S

DIMENSION LEGEND

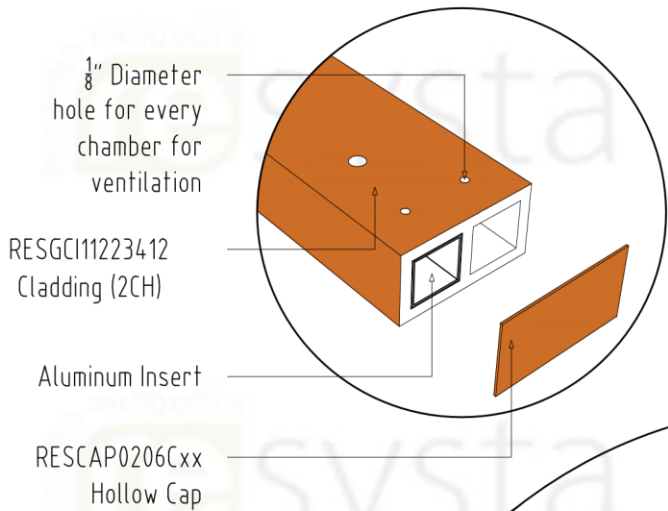
Millimeter (mm)
Inches (") / Foot (')



NOTE

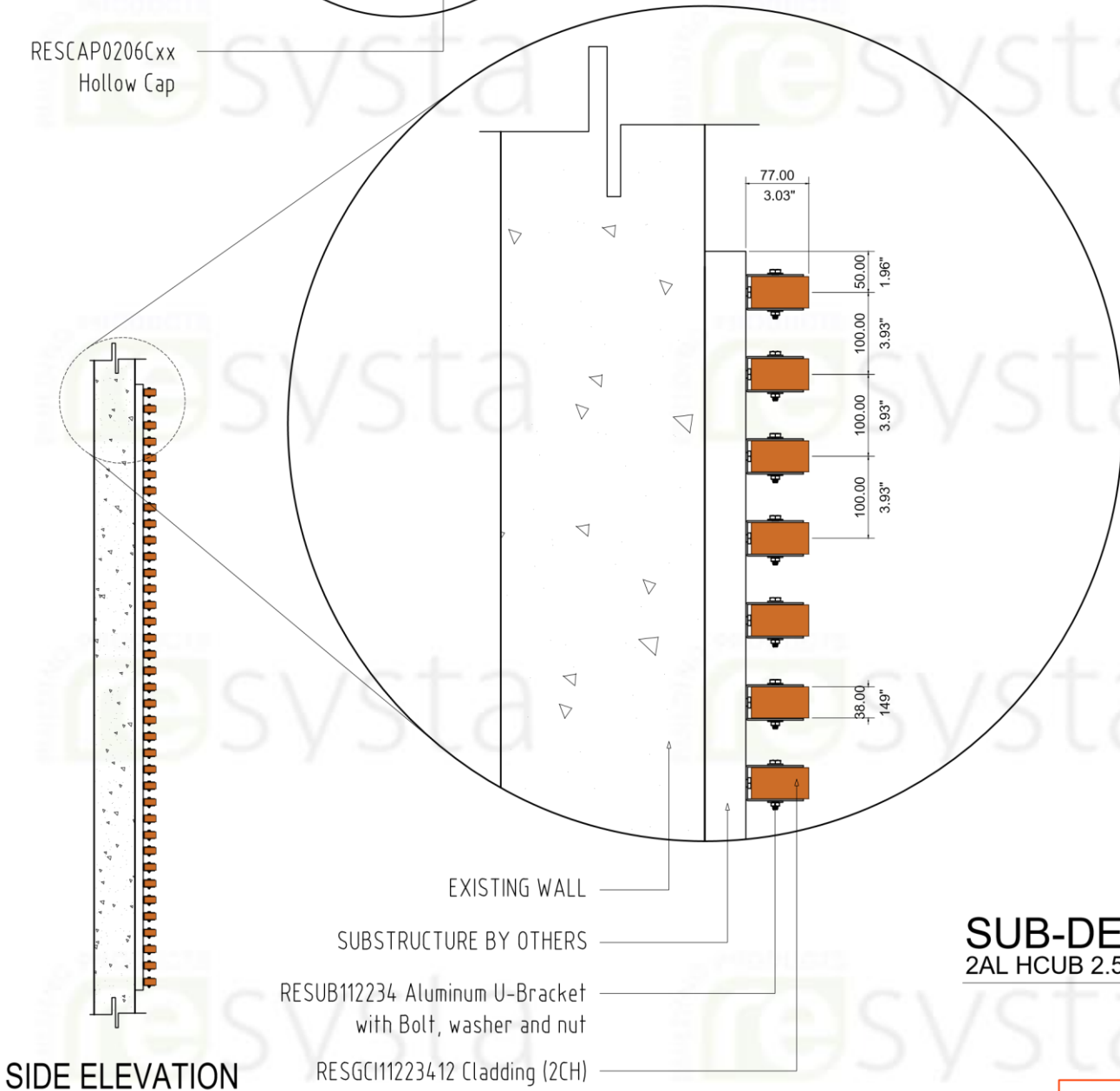
THIS DRAWING AS AN INSTRUMENT OF SERVICE, IS THE PROPERTY OF RESYSTA AND AS SUCH MUST NOT BE REPRODUCED OR COPIED IN PART OR IN WHOLE WITHOUT THE PERMISSION OF THE AUTHOR.

TITLE	SHEET CONTENT		CONTINENT
	2CH AL - U BRACKET HORIZONTAL CLADDING SUB-DETAIL	FRONT ELEVATION	DETAIL-4.0 DETAIL-5.0
SPECIFICATION		DRAWING NO.	
TYPICAL DRAWING DETAIL	2AL-HCUB-2.4	27.02.23	
	CAD BY:	CHECKED BY:	
	C.R.E		



**NOTE:**

If applying veneer caps to both ends of the RESGC11223412 you'll need to drill a 1/8" minimum diameter hole in every chamber to allow for ventilation. The location of the holes will depend on the Clients discretion based on the actual project conditions.



**SIDE ELEVATION**

**DETAIL - 6.0**

**SUB-DETAIL**  
2AL HCUB 2.5  
N.T.S

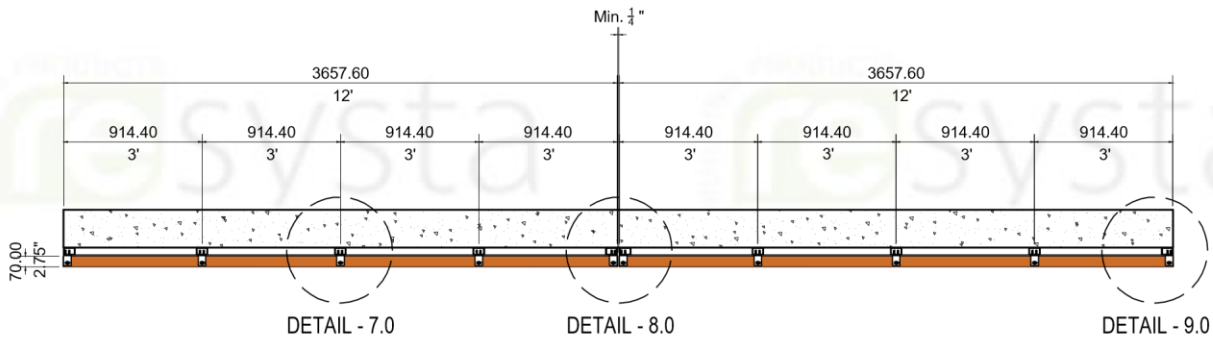
DIMENSION LEGEND	
Millimeter (mm)	Inches (") / Foot (')



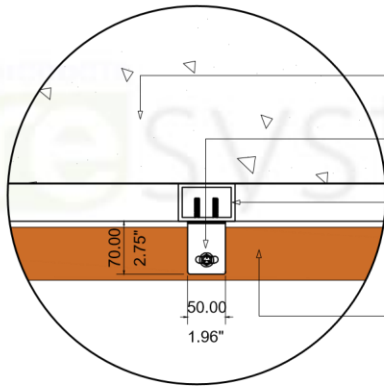
**NOTE**

THIS DRAWING AS AN INSTRUMENT OF SERVICE, IS THE PROPERTY OF RESYSTA AND AS SUCH MUST NOT BE REPRODUCED OR COPIED IN PART OR IN WHOLE WITHOUT THE PERMISSION OF THE AUTHOR.

TITLE	SHEET CONTENT	CONTINENT
2CH AL - U BRACKET HORIZONTAL CLADDING SUB-DETAIL	SIDE ELEVATION	RESYSTA USA
	DETAIL-6.0	
SPECIFICATION	DRAWING NO.	DATE
TYPICAL DRAWING DETAIL	2AL-HCUB-2.5	27.02.23
	CAD BY:	CHECKED BY:
	C.R.E	

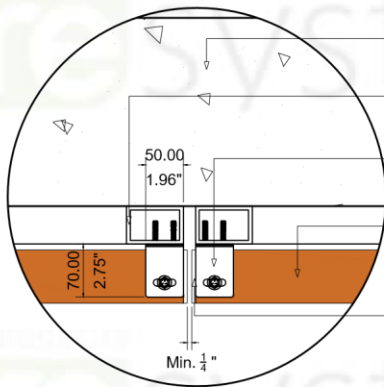


### MULTI-BOARD TOP VIEW



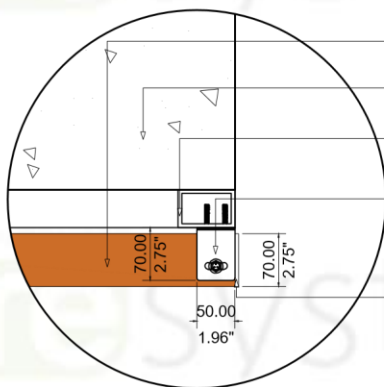
DETAIL - 7.0

- EXISTING WALL
- RESUB112234 Aluminum U-Bracket with Bolt, washer and nut
- SUBSTRUCTURE BY OTHERS
- RESGC11223412 Cladding (2CH)



DETAIL - 8.0

- EXISTING WALL
- SUBSTRUCTURE BY OTHERS
- RESUB112234 Aluminum U-Bracket with Bolt, washer and nut
- RESGC11223412 Cladding (2CH)
- RESCAP0206Cxx Hollow Cap



DETAIL - 9.0

- RESGC11223412 Cladding (2CH)
- EXISTING WALL
- SUBSTRUCTURE BY OTHERS
- RESUB112234 Aluminum U-Bracket with Bolt, washer and nut
- RESCAP0206Cxx Hollow Cap

### SUB-DETAIL 2AL HCUB 2.6

N.T.S

DIMENSION LEGEND	
	Millimeter (mm)
	Inches (") / Foot (')



**NOTE**  
THIS DRAWING AS AN INSTRUMENT OF SERVICE, IS THE PROPERTY OF RESYSTA AND AS SUCH MUST NOT BE REPRODUCED OR COPIED IN PART OR IN WHOLE WITHOUT THE PERMISSION OF THE AUTHOR.

TITLE	SHEET CONTENT	CONTINENT
2CH AL - U BRACKET HORIZONTAL CLADDING SUB-DETAIL	MULTI-BRD TOP VIEW	RESYSTA USA
	DETAIL-7.0	
	DETAIL-8.0	
DETAIL-9.0		
SPECIFICATION	DRAWING NO.	DATE
TYPICAL DRAWING DETAIL	2AL-HCUB-2.6	27.02.23
	CAD BY:	CHECKED BY:
	C.R.E	