
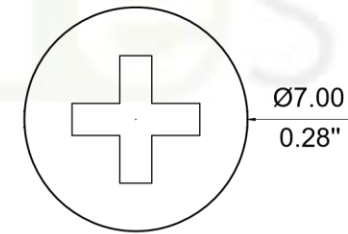


DIMENSION LEGEND

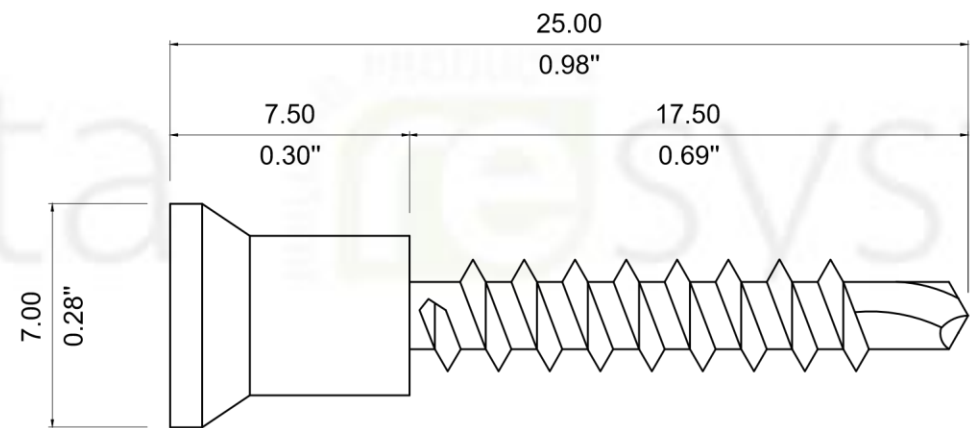
Millimeter (mm)  
Inches(") / Foot(')



1 ISOMETRIC VIEW  
SS-1 N.T.S



2 PLAN  
SS-2 N.T.S



3 ELEVATION  
SS-3 N.T.S



NOTE

THIS DRAWING AS AN INSTRUMENT OF SERVICE, IS THE PROPERTY OF RESYSTA AND AS SUCH MUST NOT BE REPRODUCED OR COPIED IN PART OR IN WHOLE WITHOUT THE PERMISSION OF THE AUTHOR.

TITLE		SPECIFICATION	SHEET CONTENT	SHEET SIZE	DRAWING NO.	CONTINENT
SHOULDER SIDING SCREW RESCPSS25		TECHNICAL DRAWING SPECIFICATION	ISOMETRIC VIEW	A3	SS	RESYSTA USA
			FRONT ELEVATION			
CAD BY: M.T.C.	CHECKED BY: C.RE	PLAN	DATE 12.12.22	REVISION 0		
		SIDE ELEVATION				