DIMENSION LEGEND
Millimeter (mm)
Inches(") / Foot(')

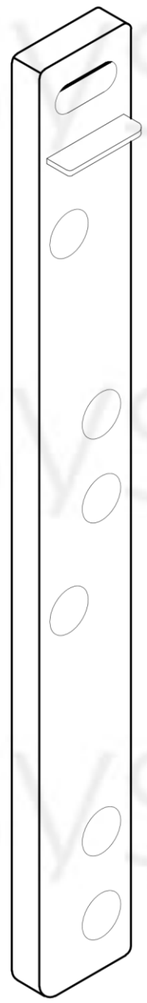

1 HFL-1 ISOMETRIC VIEW
N.T.S

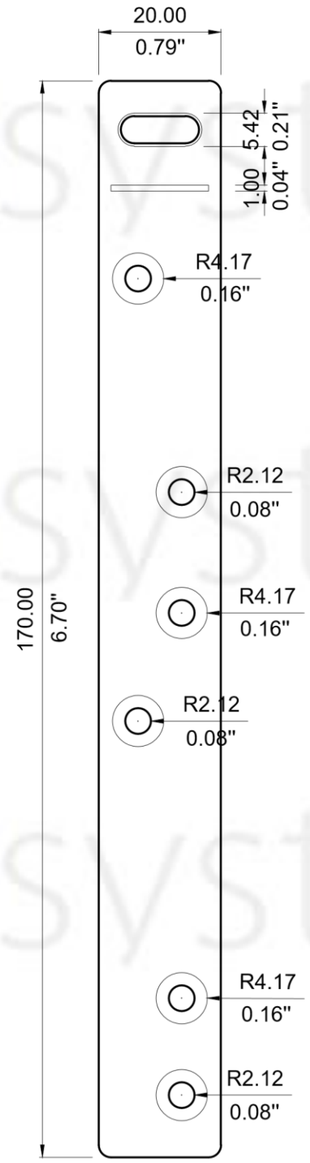

2 HFL-2 FRONT ELEVATION
N.T.S

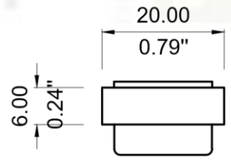

3 HFL-3 PLAN
N.T.S

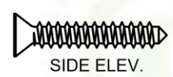

1 S-1 SCREW
N.T.S

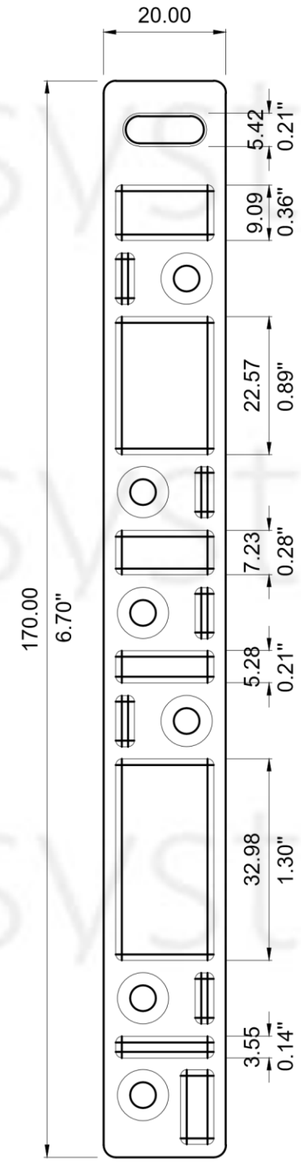

4 HFL-4 REAR ELEVATION
N.T.S

BUILDING PRODUCTS resysta

NOTE
THIS DRAWING AS AN INSTRUMENT OF SERVICE. IS THE PROPERTY OF R E S Y S T A AND AS SUCH MUST NOT BE REPRODUCED OR COPIED IN PART OR IN WHOLE WITHOUT THE PERMISSION OF THE AUTHOR.

TITLE	SPECIFICATION	SHEET CONTENT	SHEET SIZE	DRAWING NO.	CONTINENT
FACADE LONG CLIP RESCLIPHFL100	TECHNICAL DRAWING SPECIFICATION	ISOMETRIC VIEW FRONT ELEVATION PLAN SIDE ELEVATION	A3	HF-L	RESYSTA USA
	CAD BY: C.R.E / CHECKED BY:		DATE: 30.10.24	REVISION: 0	

PROTECTED BY COPYRIGHT LAW.