
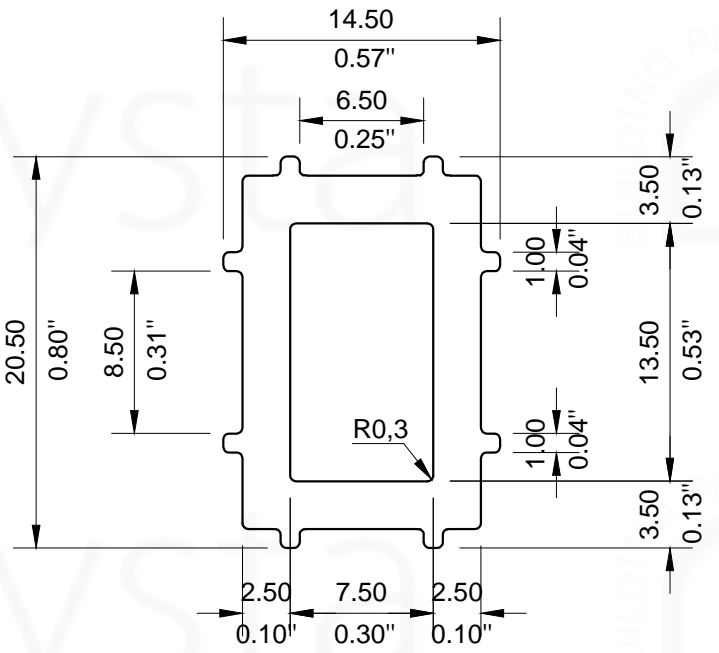


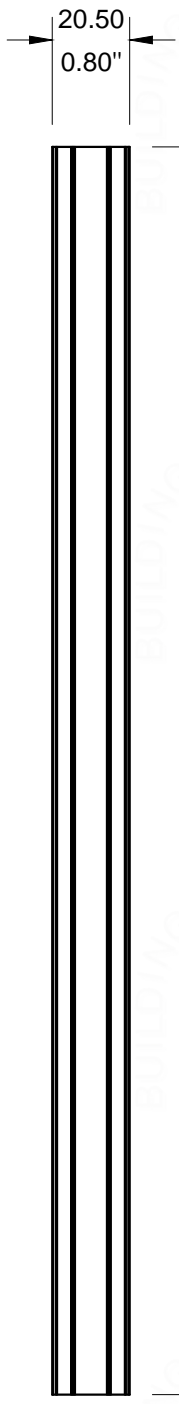
DIMENSION LEGEND
 Millimeter (mm)
 Inches(") / Foot(')



1 ISOMETRIC VIEW
 F-2 SCALE 1:2



2 FRONT ELEVATION
 F-2 NTS



3 PLAN
 F-2 SCALE 1:2



4 SIDE ELEV.
 F-2 SCALE 1:2

NOTE

THIS DRAWING AS AN INSTRUMENT OF SERVICE, IS THE PROPERTY OF RESYSTA AND AS SUCH MUST NOT BE REPRODUCED OR COPIED IN PART OR IN WHOLE WITHOUT THE PERMISSION OF THE AUTHOR.

**FENCE SYSTEM
 PROFILE INSERT
 RESF1123408**

SPECIFICATION		SHEET CONTENT		SHEET SIZE	DRAWING NO.	CONTINENT
TECHNICAL DRAWING SPECIFICATION		ISOMETRIC VIEW		A3	F-2	RESYSTA USA
		FRONT ELEVATION				
		PLAN		DATE	REVISION	
		SIDE ELEVATION		28.10.25	0	
CAD BY:	CHECKED BY:					
C.R.E.						

