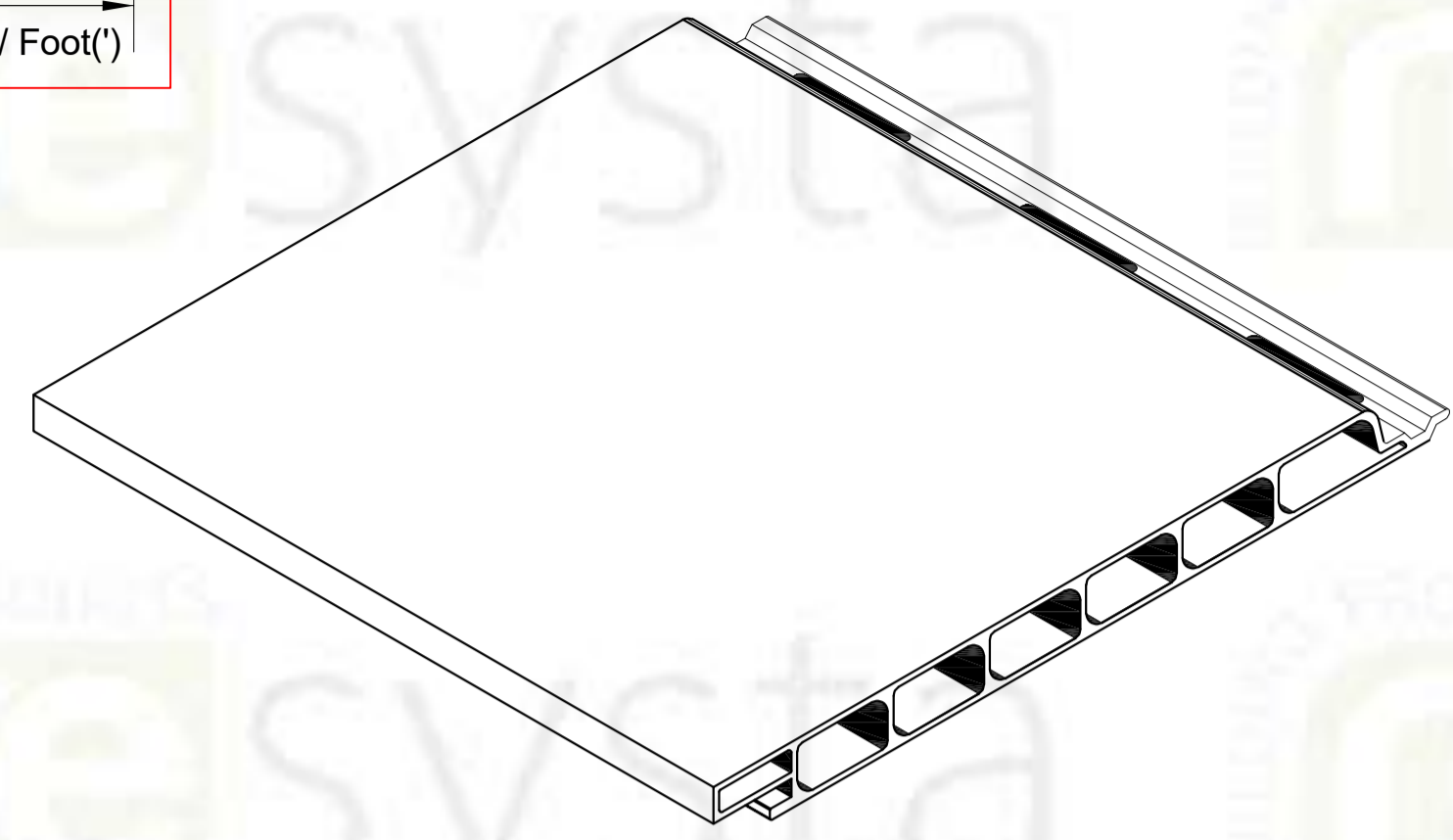
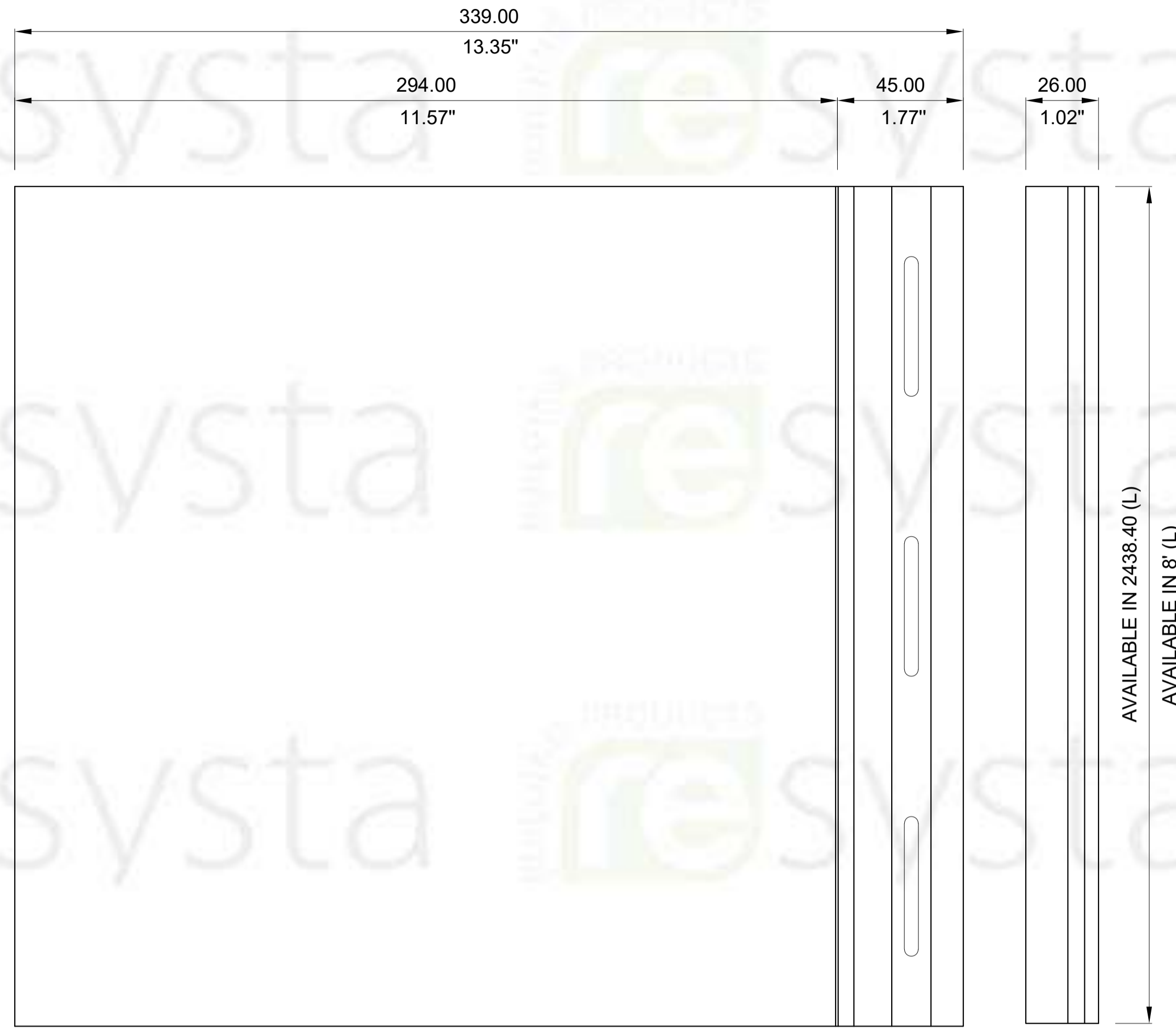



**DIMENSION LEGEND**  
 Millimeter (mm)  
 Inches(") / Foot(')



**1 ISOMETRIC VIEW**  
 S-3 SCALE 1:2



AVAILABLE IN 2438.40 (L)  
 AVAILABLE IN 8' (L)



**2 FRONT ELEVATION**  
 S-3 SCALE 1:2

**3 PLAN**  
 S-3 SCALE 1:2

**4 SIDE ELEV.**  
 S-3 SCALE 1:2



**NOTE**  
 THIS DRAWING AS AN INSTRUMENT OF SERVICE, IS THE PROPERTY OF RESYSTA AND AS SUCH MUST NOT BE REPRODUCED OR COPIED IN PART OR IN WHOLE WITHOUT THE PERMISSION OF THE AUTHOR.

**TITLE**  
 SIDING PROFILE 12"  
 RESCPH011208

**SPECIFICATION**  
 TECHNICAL DRAWING SPECIFICATION  
 CAD BY: C.R.E. CHECKED BY:

**SHEET CONTENT**  
 ISOMETRIC VIEW  
 FRONT ELEVATION  
 PLAN  
 SIDE ELEVATION

**SHEET SIZE**  
 A3  
 DATE: 16.12.25  
**DRAWING NO.**  
 S-3  
 REVISION: 0

**CONTINENT**  
 RESYSTA USA