DIMENSION LEGEND
Millimeter (mm)
Inches(") / Foot(')

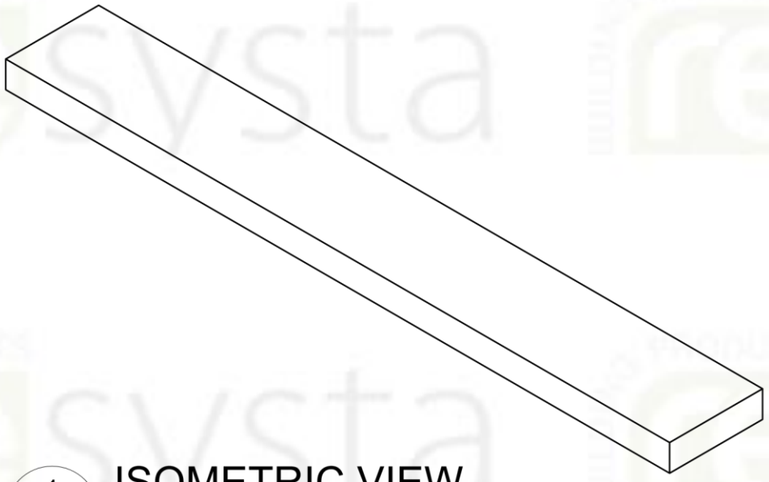

1
D-5
ISOMETRIC VIEW
SCALE 1:4



2
D-5
FRONT ELEVATION
SCALE 1:1

3
D-5
PLAN
SCALE 1:2



4
D-5
ELEV.
SCALE 1:2

BUILDING PRODUCTS resysta

NOTE
THIS DRAWING AS AN INSTRUMENT OF SERVICE, IS THE PROPERTY OF
R E S Y S T A
AND AS SUCH MUST NOT BE REPRODUCED OR COPIED IN PART OR IN WHOLE WITHOUT THE PERMISSION OF THE AUTHOR.

TITLE	SPECIFICATION		SHEET CONTENT	SHEET SIZE	DRAWING NO.	CONTINENT
SOLID PROFILE / END PLATE *RES010312*	TECHNICAL DRAWING SPECIFICATION		ISOMETRIC VIEW FRONT ELEVATION PLAN SIDE ELEVATION	A3	D-5	RESYSTA USA
	CAD BY: M.T.C.	CHECKED BY: C.R.E		DATE 12.12.22	REVISION 0	

PROTECTED BY COPYRIGHT LAW.